

PSCB DEV Pro Data Analyzer / PSCB DEV Pivot Table Builder

PSCB Development has developed two new reporting tools.

PSCB DEV Pro Data Analyzer PSCB DEV Pivot Table Builder

These reporting tools provide PowerSchool users with a tool set to easily create and export pivot tables using results rendered from the following:

- PSCB DEV Pro Custom Reports
- List Students Reports
- Exported Data Files

The **Data Analyzer** and **Pivot Table Builder** are included in the current PSCB DEV Custom Reports package at no additional cost to current PSCB Custom Reports subscribers.

PSCB DEV Pro – Custom Reports (Base Module DA) * Installation Required *

The **PSCB DEV Pro – Custom Reports (Base Module DA)** plugin contains all the resources used with the PSCB DEV Pro Data Analyzer and Pivot Table Builder.

PSCB DEV Pro Reports – Security Preference Settings

Start Page > System Management > PSCB DEV Pro Custom Report Settings > PSCB DEV Pro Analyzer

PSCB DEV Custom Report Settings

Settings	Description
License Key Registration	Enter License Key Registration Code.
PSCB DEV Pro Analyzer	Enter settings for PSCB DEV Pro Analyzer.
Daily Attendance Codes	Enter Daily Attendance Code preferences.
Meeting Attendance Codes	Enter Meeting Attendance Code preferences.
Grade Reporting Terms	Enter Grade Reporting Term preferences.

PSCB DEV Pro Analyzer

Enter security groups that can access the PSCB DEV Pro Data Analyzer

Item	Value
Security Groups comma-separated	<input type="text" value="9"/>

PSCB DEV Pro Data Analyzer – PSCB DEV Custom Reports

PSCB DEV Pro Report – Grading

Start Page > PSCB DEV Reports > Grading > Class - Grades Search

PSCB Development

Class - Grades Search

Report Filters

Grade Reporting Term	Grades (Multi-Select)	Min #	Students	Course(s)	Department
All Terms ▾	All + A A- B	1 ▾	All Students ▾	All Courses ▾	All ▾

Select parameters and click submit Submit

Grades List: **Total Records: 25122**

Analyzer
Copy
CSV
TSV
Print
PDF
Make Current Student Selection

Student Number	Student	Grade Level	Team	GR Term	Grade	Pct	Term	Dept	Course	Section	Exp.	Teacher	Last Grade Update
3	Adair, Brandon	12		Q2	F	20	S1	MU	Chamber Singers	MUS2000-1	2(B)	Berndt, Gordie E	09/14/2020
3	Adair, Brandon	12		Q1	C-	71	S1	MU	Chamber Singers	MUS2000-1	2(B)	Berndt, Gordie E	09/14/2020
3	Adair, Brandon	12		S1	F	46	S1	MU	Chamber Singers	MUS2000-1	2(B)	Berndt, Gordie E	09/14/2020
3	Adair, Brandon	12		S1	D+	68	S1	MATH	Consumer Math	MAT1000-2	4(A-B)	Adams, Mark B	08/10/2016

PSCB DEV Pro Data Analyzer – Toolkit

PSCB Dev Pro Analyzer

Show Data Table
Export XLSX File

Student Number	Student	Grade Level	Team	GR Term	Grade	Pct	Term	Dept	Course	Section	Exp.	Teacher	Last Grade Update
<div style="border: 1px solid #ccc; padding: 2px; display: flex; align-items: center;"> Count ▾ </div>													
Totals											25,122		

Toolkit Components

- Show DataTable
- Export XLSX File
- Report Data Fields
- Function Type
- Column Builder Area
- Row Builder Area
- Total Records

Pivot Table Sample 1

PSCB Dev Pro Analyzer

Show Data Table | Export XLSX File

Student Number ▾ Student ▾ Grade Level ▾ Team ▾ Pct ▾ Term ▾ Dept ▾ Section ▾ Exp. ▾ Last Grade Update ▾

Count ▾ Grade ▾

Teacher ▾
Course ▾
GR Term ▾

[-] Teacher	[-] Course	GR Term	Grade													Totals						
			+	--	A	A-	B	B+	B-	C	C+	C-	D	D+	D-		F					
[-] Abram, Michael	[-] Current Affairs	Q1			14	4			1			1	1	1		3	4	29				
		Q2			11	1			5				4	3		2	3	29				
		Q3			10	3	6	1				1		2		3	3	29				
		Q4			16	2			1			1	4					5	29			
		S1			9	2	4	2	1	5	1	3						2	29			
		S2			9	6	1	1	2	1	1	1	1	2	1	2	1	4	29			
		Y1			6	6	4	2	1	2	1	2	1	2		1	2	2	29			
		Total			75	24	15	13	4	11	12	12	2	10	2	23	6	23	203			
		[-] U.S. History	Q1	Q1			1				2			3	3	4	3		5	2	12	35
				Q2					3	4	4	4	4	8	3	5		3	1			35
Q3					13	1	4	4					4	3	1	3	1	1		35		
Q4					1	5	4	4	2	3	2	4	4					6		35		
S1						2	2	1	4	8	7	4	2	3	1	1	1		35			
S2					1	7	5	2	6	3	3	2		3		3		3		35		
Y1						1	6	3	4	6	6	5	1	2	1					35		
Total					16	19	27	18	23	31	29	26	4	23	6	23	6	23		245		

Pivot Table Sample 1 – XLXS Export (Data View)

	A	B	C	D	E	F	G	H	I	J	K	L	M	N
1	Student Number	Student	Grade Level	Team	GR Term	Grade	Pct	Term	Dept	Course	Section	Exp.	Teacher	Last Grade Update
2	3	Adair, Brandon	12		Q2	F	20	S1	MU	Chamber Singers	MUS2000-1	2(B)	Berndt, Gordie E	09/14/2020
3	3	Adair, Brandon	12		Q1	C-	71	S1	MU	Chamber Singers	MUS2000-1	2(B)	Berndt, Gordie E	09/14/2020
4	3	Adair, Brandon	12		S1	F	46	S1	MU	Chamber Singers	MUS2000-1	2(B)	Berndt, Gordie E	09/14/2020
5	3	Adair, Brandon	12		S1	D+	68	S1	MATH	Consumer Math	MAT1000-2	4(A-B)	Adams, Mark B	08/10/2016
6	3	Adair, Brandon	12		Q2	F	45	S1	MATH	Consumer Math	MAT1000-2	4(A-B)	Adams, Mark B	08/10/2016
7	3	Adair, Brandon	12		Q1	A-	90	S1	MATH	Consumer Math	MAT1000-2	4(A-B)	Adams, Mark B	08/10/2016
8	3	Adair, Brandon	12		S2	C-	71	22-23	SOC	Current Affairs	SOC2000-1	1(B)	Manston, Greg T	01/29/2020
9	3	Adair, Brandon	12		Q4	D+	69	22-23	SOC	Current Affairs	SOC2000-1	1(B)	Manston, Greg T	01/29/2020
10	3	Adair, Brandon	12		Q3	C	73	22-23	SOC	Current Affairs	SOC2000-1	1(B)	Manston, Greg T	01/29/2020
11	3	Adair, Brandon	12		S1	D+	69	22-23	SOC	Current Affairs	SOC2000-1	1(B)	Manston, Greg T	01/29/2020
12	3	Adair, Brandon	12		Y1	C-	70	22-23	SOC	Current Affairs	SOC2000-1	1(B)	Manston, Greg T	01/29/2020
13	3	Adair, Brandon	12		Q1	C	74	22-23	SOC	Current Affairs	SOC2000-1	1(B)	Manston, Greg T	01/29/2020
14	3	Adair, Brandon	12		Q2	D	64	22-23	SOC	Current Affairs	SOC2000-1	1(B)	Manston, Greg T	01/29/2020
15	3	Adair, Brandon	12		Q4	D+	67	S2	WL	French 2	LFR2000-4	4(A-B)	Kyser, Kenneth	01/29/2020
16	3	Adair, Brandon	12		Q3	D+	68	S2	WL	French 2	LFR2000-4	4(A-B)	Kyser, Kenneth	01/29/2020
17	3	Adair, Brandon	12		S2	D+	68	S2	WL	French 2	LFR2000-4	4(A-B)	Kyser, Kenneth	01/29/2020
18	3	Adair, Brandon	12		S2	A-	90	22-23	ENG	Journalism	ENG1100-2	3(B)	Hastings, Jacquelyn V	01/29/2020
19	3	Adair, Brandon	12		Q4	A-	90	22-23	ENG	Journalism	ENG1100-2	3(B)	Hastings, Jacquelyn V	01/29/2020
20	3	Adair, Brandon	12		Q3	B+	89	22-23	ENG	Journalism	ENG1100-2	3(B)	Hastings, Jacquelyn V	01/29/2020
21	3	Adair, Brandon	12		S1	B+	87	22-23	ENG	Journalism	ENG1100-2	3(B)	Hastings, Jacquelyn V	01/29/2020
22	3	Adair, Brandon	12		Q2	B+	88	22-23	ENG	Journalism	ENG1100-2	3(B)	Hastings, Jacquelyn V	01/29/2020
23	3	Adair, Brandon	12		Y1	B+	89	22-23	ENG	Journalism	ENG1100-2	3(B)	Hastings, Jacquelyn V	01/29/2020
24	3	Adair, Brandon	12		Q1	B	86	22-23	ENG	Journalism	ENG1100-2	3(B)	Hastings, Jacquelyn V	01/29/2020
25	3	Adair, Brandon	12		Q1	A	100	S1		Open Media	OPmedia-16	2(A)	Accatino, Steve	06/02/2016
26	3	Adair, Brandon	12		Q2	D+	67	S1		Open Media	OPmedia-16	2(A)	Accatino, Steve	06/02/2016
27	3	Adair, Brandon	12		S1	B	83	S1		Open Media	OPmedia-16	2(A)	Accatino, Steve	06/02/2016
28	3	Adair, Brandon	12		S2	A	100	S2		Open Study	OPstudy-6	3(A)	Accatino, Steve	01/29/2020
29	3	Adair, Brandon	12		Q4	A	100	S2		Open Study	OPstudy-6	3(A)	Accatino, Steve	01/29/2020
30	3	Adair, Brandon	12		Q3	A	100	S2		Open Study	OPstudy-6	3(A)	Accatino, Steve	06/03/2016
31	3	Adair, Brandon	12		Q2	C-	70	S1	PE/HE	Phys Ed 12	PE12-1	3(A)	Maxedon, Johnathon	01/29/2020

Pivot Table Sample 1 – Export (Analyzer Pivot Table View)

	A	B	C	D	E	F	G	H	I	J	K	L	M	N	O	P	Q	R	S
1				Grade															
2	[-] Teacher	[-] Course	GR Term	+	--	A	A-	B	B+	B-	C	C+	C-	D	D+	D-	F	Totals	
3	[-] Abram, Michael																		
4		[-] Current Affairs																	
5			Q1			14	4			1		1	1	1		3		4	29
6			Q2			11	1			5			4	3		2		3	29
7			Q3			10	3	6	1			1		2		3		3	29
8			Q4			16	2		1			1	4					5	29
9			S1			9	2	4	2	1	5	1	3					2	29
10			S2			9	6	1	1	2	1	1	1	2	1			4	29
11			Y1			6	6	4	2	1	2	1	2		1	2		2	29
12						75	24	15	13	4	11	12	12	2	10	2	23	203	
13		[-] U.S. History																	
14			Q1			1		2			3	3	4	3		5	2	12	35
15			Q2				3	4	4	4	4	8	3	5		3	1		35
16			Q3			13	1	4	4			4	3	1	3	1		1	35
17			Q4			1	5	4	4	2	3	2	4		4			6	35
18			S1				2	2	1	4	8	7	4	2	3	1		1	35
19			S2			1	7	5	2	6	3	3	2		3			3	35
20			Y1				1	6	3	4	6	6	5	1	2	1			35
21						16	19	27	18	23	31	29	26	4	23	6	23	245	
22						91	43	42	31	27	42	41	38	6	33	8	46	448	
23	[-] Accatino, Steve																		
24		[-] Open Media																	
25			Q1			67		18			1				24		8	118	
26			Q2			58		21			1				20		18	118	
27			Q3			59		14			4				21		17	115	
28			Q4			27	55	1	1	1	3	2	1	1	1	1		21	115
29			S1			27	20	27			15	3	3	1	7	1	14	118	
30			S2			42	9	12	2	8	7	1		2	8	2	22	115	
31						27	308	30	93	3	11	30	5	4	4	81	3	100	699

Pivot Table Sample 1 – Pivot Table (Formatted PDF)

[-] Teacher	[-] Course	GR Term	Grade	+	--	A	A-	B	B+	B-	C	C+	C-	D	D+	D-	F	Totals			
[-] Abram, Michael	[-] Current Affairs	Q1				14	4			1		1	1	1		3		4	29		
		Q2				11	1			5			4	3		2		3	29		
		Q3				10	3	6	1			1		2		3		3	29		
		Q4				16	2			1		1	4						5	29	
		S1				9	2	4	2	1	5	1	3						2	29	
		S2				9	6	1	1	2	1	1	1	1	2	1			4	29	
		Y1				6	6	4	2	1	2	1	2			1	2		2	29	
							75	24	15	13	4	11	12	12	2	10	2	23	203		
		[-] U.S. History	Q1					1		2			3	3	4	3		5	2	12	35
			Q2						3	4	4	4	4	8	3	5		3	1		35
	Q3						13	1	4	4			4	3	1	3	1		1	35	
	Q4						1	5	4	4	2	3	2	4		4			6	35	
	S1							2	2	1	4	8	7	4	2	3	1		1	35	
	S2						1	7	5	2	6	3	3	2		3			3	35	
	Y1							1	6	3	4	6	6	5	1	2	1			35	
							16	19	27	18	23	31	29	26	4	23	6	23	245		
							91	43	42	31	27	42	41	38	6	33	8	46	448		
	[-] Accatino, Steve		[-] Open Media	Q1				67		18			1				24		8	118	
		Q2					58		21			1				20		18	118		
		Q3					59		14			4				21		17	115		
Q4						27	55	1	1	1	3	2	1	1	1	1		21	115		
S1						27	20	27				15	3	3	1	7	1	14	118		
S2						42	9	12	2	8	7	1		2	8	2	22	115			
							27	308	30	93	3	11	30	5	4	4	81	3	100	699	
[-] Open Study		Q1						64		13							36		14	127	
		Q2						52		12							42		21	127	
		Q3						63		26							32		12	133	
		Q4					98												35	133	
		S1					31	13	34			9				20		20	127		
		S2					48	19	18		4	8			3	6		27	133		
							356	32	103		4	17			3	136		129	780		
							27	664	62	196	3	15	47	5	4	7	217	3	229	1479	

Pivot Table Sample 2

PSCB Dev Pro Analyzer

Show Data Table Export XLSX File

Student Number Student Grade Level Team Pct Term Dept Section Exp. Last Grade Update

Count Grade

Teacher Course GR Term

			Grade					Totals
[-] Teacher	[-] Course	[-] GR Term	A	A-	B	B+	B-	Totals
[-] Abram, Michael	[-] Current Affairs	Q1	14	4		1		19
		Q2	11	1		5		17
		Total	25	5		6		36
[-] U.S. History	[-] U.S. History	Q1	1		2		3	6
		Q2		3	4	4	4	15
		Total	1	3	6	4	7	21
Total			26	8	6	10	7	57
[-] Accatino, Steve	[-] Open Media	Q1	67		18			85
		Q2	58		21			79
		Total	125		39			164
[-] Open Study	[-] Open Study	Q1	64		13			77
		Q2	52		12			64
		Total	116		25			141
Total			241		64			305

Pivot Table Sample 3

PSCB Dev Pro Analyzer

Show Data Table Export XLSX File

Student Number Student Grade Level Team Pct Term Section Exp. Last Grade Update

Count Grade

Dept Teacher Course GR Term

				Grade											Totals
[-] Dept	[-] Teacher	[-] Course	[-] GR Term	A-	B	B+	B-	C	C+	C-	D	D+	D-	F	Totals
[-] MATH	[-] Adams, Mark B	[-] Consumer Math	Q1	9	1	4	13		6	1	1	1	1	7	44
			Total	9	1	4	13		6	1	1	1	1	7	44
			Total			9	1	4	13		6	1	1	1	1
[-] Bryant, Renata L	[-] Calculus	[-] Calculus	Q1	7	4	12	1	2	10	4	3	5		2	50
			Total	7	4	12	1	2	10	4	3	5		2	50
			Total			7	4	12	1	2	10	4	3	5	
[-] Carlson, Steven N	[-] AP Calculus	[-] AP Calculus	Q1			2									2
			Total			2									2
			Total				2								
[-] Geometry	[-] Geometry	[-] Geometry	Q1	5	1	2	1	1	2	1		3			16
			Total	5	1	2	1	1	2	1		3			16
			Total			5	1	2	1	1	2	1		3	
[-] Pre-Calculus	[-] Pre-Calculus	[-] Pre-Calculus	Q1	4	2	2		2	2	1		2		1	16
			Total	4	2	2		2	2	1		2		1	16
			Total			4	2	2		2	2	1		2	
Total			9	3	6	1	3	4	2		5		1	34	
[-] Edwards, Karrie H	[-] Geometry	[-] Geometry	Q1	4	5	5		2	5	1	1	5		3	31
			Total	4	5	5		2	5	1	1	5		3	31
			Total			4	5	5		2	5	1	1	5	

Pivot Table Sample 4

PSCB Dev Pro Analyzer

Show Data Table Export XLSX File

Student Number Grade Level Team Pct Term Exp. Dept Last Grade Update

Count Grade

Teacher Course Section Student GR Term

					Grade	D	D+	D-	F	Totals
[-] Abram, Michael	[-] Current Affairs	[-] SOC2000-3	[-] Danion, Emily	Q3					1	1
				S2			1			1
				Total			1		1	2
			[-] Duncan, Anna F	Q3			1			1
				Q4					1	1
				S2					1	1
				Y1			1			1
				Total			2		2	4
			[-] Everett, Ashley K	Q2			1			1
				Total			1			1
			[-] Farley, Lacey D	Q1			1			1
				Q4					1	1
				S2					1	1
				Y1				1		1
				Total			1	1	2	4
			[-] Fry, Brandy N	Q2					1	1

Pivot Table Sample 5 (Average Percent)

PSCB Dev Pro Analyzer

Show Data Table Export XLSX File

Student Number Grade Level Team Pct Student Term Exp. Dept Grade Last Grade Update

Average Pct

Teacher Course Section GR Term Totals

[-] Abram, Michael	[-] Current Affairs	[-] SOC2000-3	Q1	84.97
			Q2	83.62
			Q3	83.66
			Q4	79.24
			S1	84.31
			S2	81.66
			Y1	83.14
			Total	82.94
		Total		82.94
	[-] U.S. History	[-] SOC1000-2	Q1	63.22
			Q2	75.28
			Q3	77.89
			Q4	75.78
			S1	73.17
			S2	77.06
			Y1	75.44
			Total	73.98

Pivot Table Sample 6 (Count as Fraction of Rows)

PSCB Dev Pro Analyzer

Show Data Table Export XLSX File

Student Number Grade Level Teacher Team Pct Student Term Exp. Dept Section Last Grade Update

Count as Fraction of Rows Grade

Course GR Term

Course	GR Term	Grade	--	A	A-	B	B+	B-	C	C+	C-	D	D+	D-	F	Totals
[-] Biology	Q1			16.7%	13.6%	16.7%	7.6%	3.0%	12.1%	7.6%	3.0%	10.6%		9.1%	100.0%	
	Q2		1.5%	1.5%	12.1%	13.6%	16.7%	4.5%	9.1%	9.1%	4.5%	4.5%	1.5%	7.6%	100.0%	
	Total		0.8%	0.8%	14.4%	13.6%	15.2%	12.1%	3.8%	10.6%	8.3%	3.8%	7.6%	0.8%	8.3%	100.0%
[-] Botany	Q1			27.8%	5.6%	11.1%	5.6%	8.3%	11.1%	8.3%	5.6%	5.6%		11.1%	100.0%	
	Q2			25.0%	11.1%	5.6%	8.3%	2.8%	13.9%	2.8%	11.1%	8.3%		11.1%	100.0%	
	Total			26.4%	8.3%	8.3%	6.9%	5.6%	12.5%	5.6%	8.3%	6.9%		11.1%	100.0%	
[-] Chemistry 1	Q1			23.4%	10.6%	12.8%	6.4%	2.1%	14.9%	6.4%	4.3%	12.8%		6.4%	100.0%	
	Q2			23.4%	12.8%	12.8%	6.4%	8.5%	6.4%	6.4%	6.4%	10.6%		6.4%	100.0%	
	Total			23.4%	11.7%	12.8%	6.4%	5.3%	10.6%	6.4%	5.3%	11.7%		6.4%	100.0%	
[-] Earth Science	Q1			25.0%	7.1%	17.9%	7.1%	7.1%	10.7%	7.1%	7.1%	10.7%			100.0%	
	Q2			28.6%	10.7%	10.7%	3.6%	3.6%	14.3%	10.7%	3.6%	10.7%	3.6%		100.0%	
	Total			26.8%	8.9%	14.3%	5.4%	5.4%	12.5%	8.9%	5.4%	10.7%	1.8%		100.0%	
Totals			0.3%	0.3%	21.2%	11.3%	13.0%	8.5%	4.8%	11.3%	7.3%	5.4%	9.0%	0.6%	7.1%	100.0%

Pivot Table Sample 7 (Table with Subtotal)

PSCB Dev Pro Analyzer

Show Data Table Export XLSX File

Student Number Student Grade Level Team GR Term Pct Abs Tdy Term Dept Exp. Last Grade Update

Table With Subtotal Count

Teacher Course Section

Teacher	Course	Section	Grade	+	A	A-	B	B+	B-	C	C+	C-	D	D+	D-	F	Totals	
[-] Abram, Michael	[-] Current Affairs	SOC2000-3		14	4			1		1	1	1		3		4	29	
		Total		14	4			1		1	1	1		3		4	29	
	[-] Open Media	OPmedia-12		9		3									4		1	17
		Total		9		3									4		1	17
	[-] U.S. History	SOC1000-2								2	3	2	1		3	2	6	19
		SOC1000-5		1		2			1	1	2	2			2		6	17
SOC1000-8					2	6	6								1		15	
Total			1		4	6	9	4	4	4	3			6	2	12	51	
Total			24	4	7	7	9	5	5	4			13	2	17	97		
[-] Accatino, Steve	[-] Open Media	OPmedia-1		15						1							16	
		OPmedia-13		8		3									2		13	
		OPmedia-14		3		3									2	2	10	

Pivot Table Sample 8 (Student Drill Down)

PSCB Dev Pro Analyzer [Show Data Table](#) [Export XLSX File](#)

Student Number ▾ Student ▾ Grade Level ▾ Section ▾ Team ▾ GR Term ▾ Pct ▾ Abs ▾ Tdy ▾ Term ▾ Dept ▾ Exp. ▾ Last Grade Update ▾

Table ▾
Count ▾

Teacher ▾
Course ▾

Grade ▾

Teacher	Course	Grade	+	A	A-	B	B+	B-	C	C+	C-	D	D+	D-	F	Totals
Abram, Michael	Curren*		14	4		1		1	1	1		3		4	29	
	Oper		9		3							4		1	17	
	U.S. Hi.		1		4	6	9	4	4	3		6	2	12	51	
Accatino, Steve	Open Media		36		7			1				11		3	58	
	Open Study		43		9							24		8	84	
Adams, Mark B	Consumer Math			9	1	4	13		5	1	1	1	1	7	43	
Bean, Ben	Band			1	2										3	
	Chamber Singers		1	10	3	6	4	1	5	6	1	4		1	42	
	Open Media		8		3							3		1	15	
Berndt, Gordie E	Concert Choir		7	3	2	3			3	1	1	4		1	25	
	Music			14	3	7	3	2	7	1	1	10		6	54	

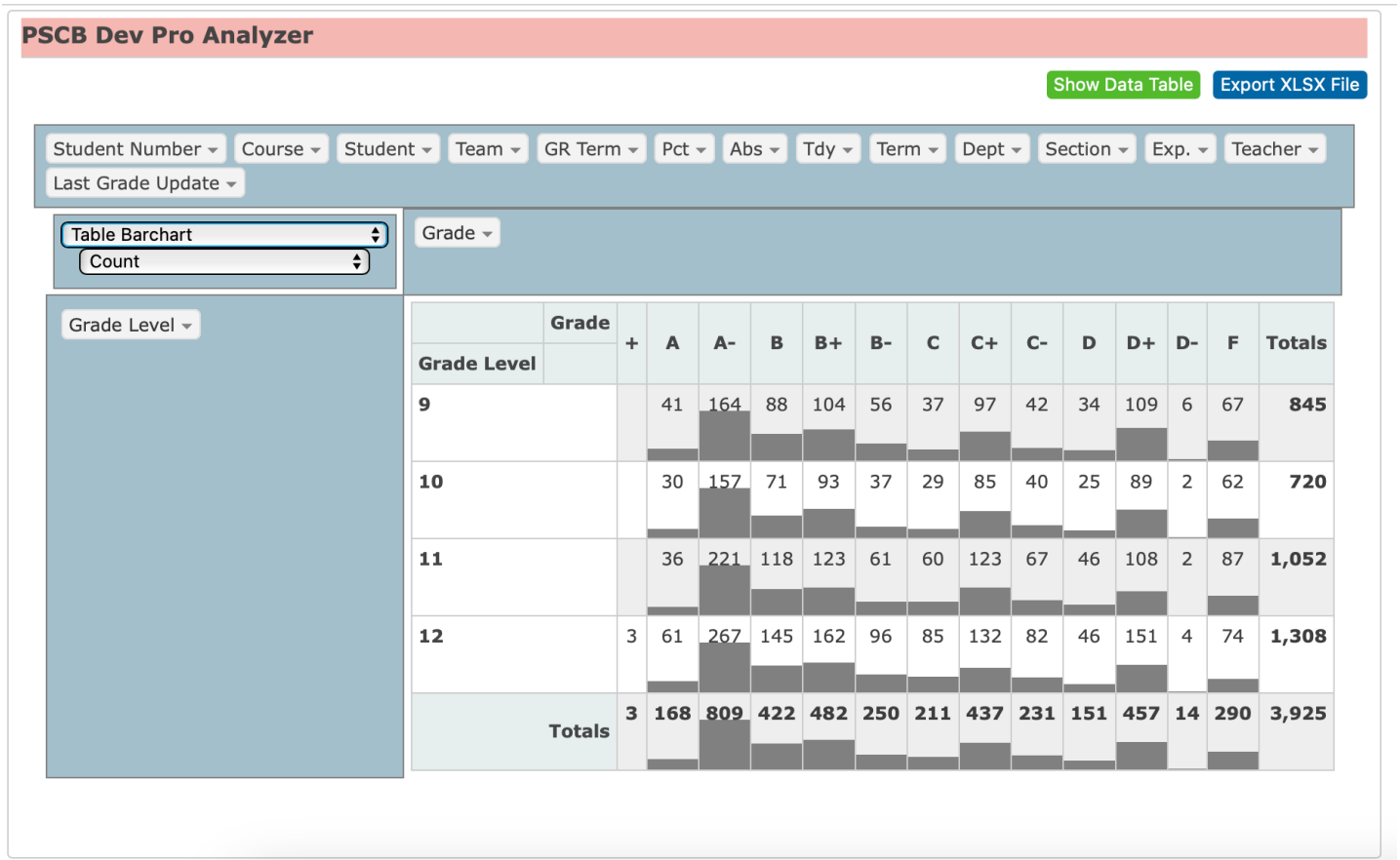
Drill Down Student List

Grades List: **Filtered Records: 12**

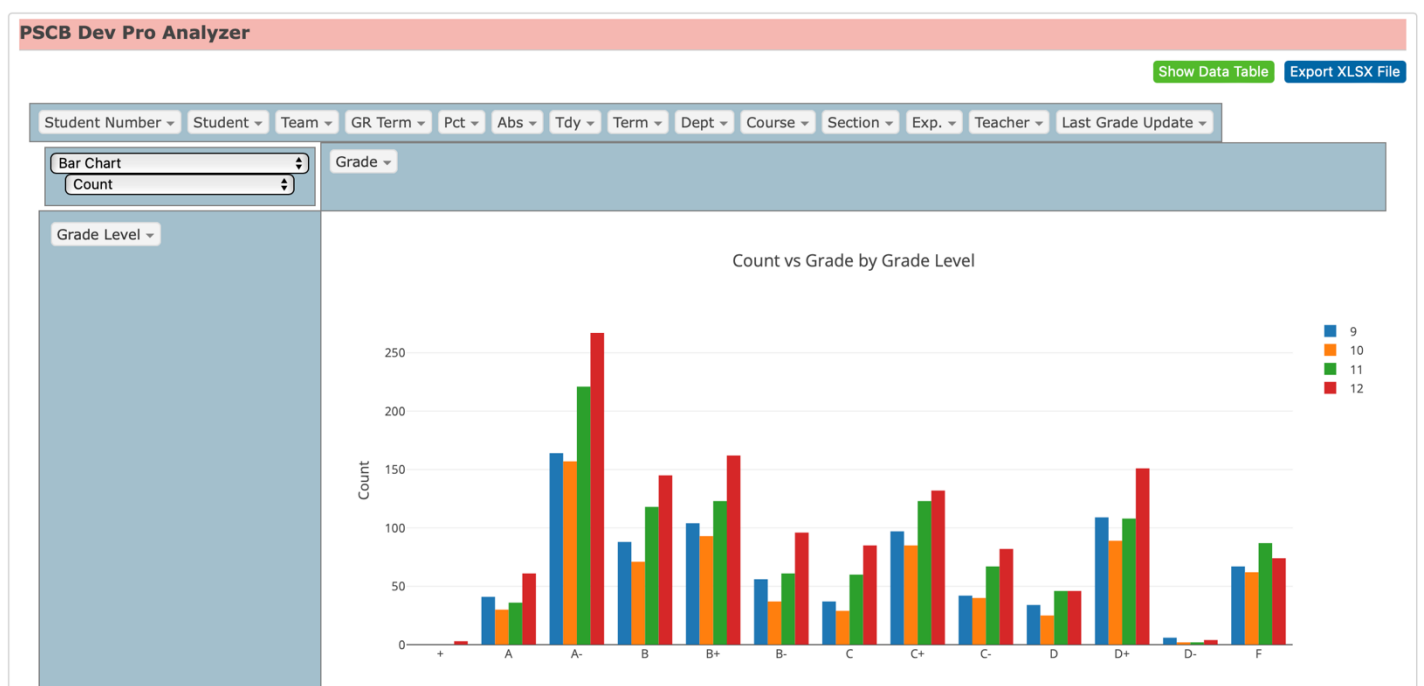
[Analyzer](#) [Copy](#) [CSV](#) [TSV](#) [Print](#) [PDF](#) [Make Current Student Selection](#)

Student Number	Student	Grade Level	Team	GR Term	Grade	Pct	Abs	Tdy	Term	Dept	Course	Section	Exp.	Teacher	Last Grade Update
62	Brito, Jordan H	9		Q1	F	58	0	0	23-24	SOC	U.S. History	SOC1000-2	P1(AD)	Abram, Michael	10/19/2023
924	Dansie, Amanda P	9		Q1	F	50	0	0	23-24	SOC	U.S. History	SOC1000-5	P4(AD)	Abram, Michael	06/03/2016
1353	Leftbear, Steven N	9		Q1	F	48	0	0	23-24	SOC	U.S. History	SOC1000-2	P1(AD)	Abram, Michael	10/19/2023
1354	Liu, Yuxi D	9		Q1	F	53	0	0	23-24	SOC	U.S. History	SOC1000-5	P4(AD)	Abram, Michael	06/03/2016
1397	Montplaisir, Aaron L	9		Q1	F	36	0	0	23-24	SOC	U.S. History	SOC1000-2	P1(AD)	Abram, Michael	10/19/2023
1063	Nakamura, Mei R	9		Q1	F	54	1	0	23-24	SOC	U.S. History	SOC1000-2	P1(AD)	Abram, Michael	10/19/2023
1720	Nicholson, Blake P	9		Q1	F	44	0	0	23-24	SOC	U.S. History	SOC1000-5	P4(AD)	Abram, Michael	06/03/2016
1728	Nyberg, Lucas L	9		Q1	F	43	0	0	23-24	SOC	U.S. History	SOC1000-2	P1(AD)	Abram, Michael	10/19/2023
1732	Odney, Ian L	9		Q1	F	36	0	0	23-24	SOC	U.S. History	SOC1000-2	P1(AD)	Abram, Michael	10/19/2023
1790	Robinson, Lindsey	10		Q1	F	50	0	0	23-24	SOC	U.S. History	SOC1000-5	P4(AD)	Abram, Michael	06/03/2016
2131	Smith, Aaron A	9		Q1	F	44	0	0	23-24	SOC	U.S. History	SOC1000-5	P4(AD)	Abram, Michael	06/03/2016
2205	Thomas, Michael M	9		Q1	F	56	0	0	23-24	SOC	U.S. History	SOC1000-5	P4(AD)	Abram, Michael	06/03/2016

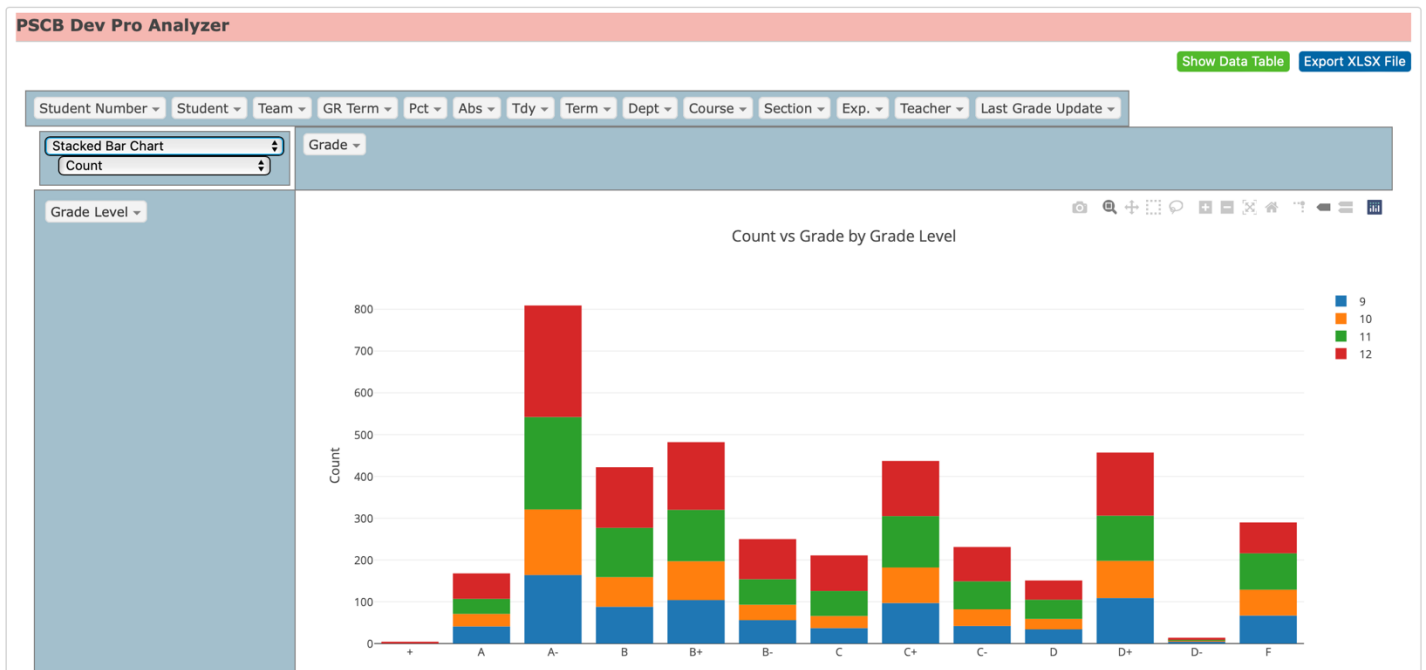
Pivot Table Sample 9 (Table Bar Chart)



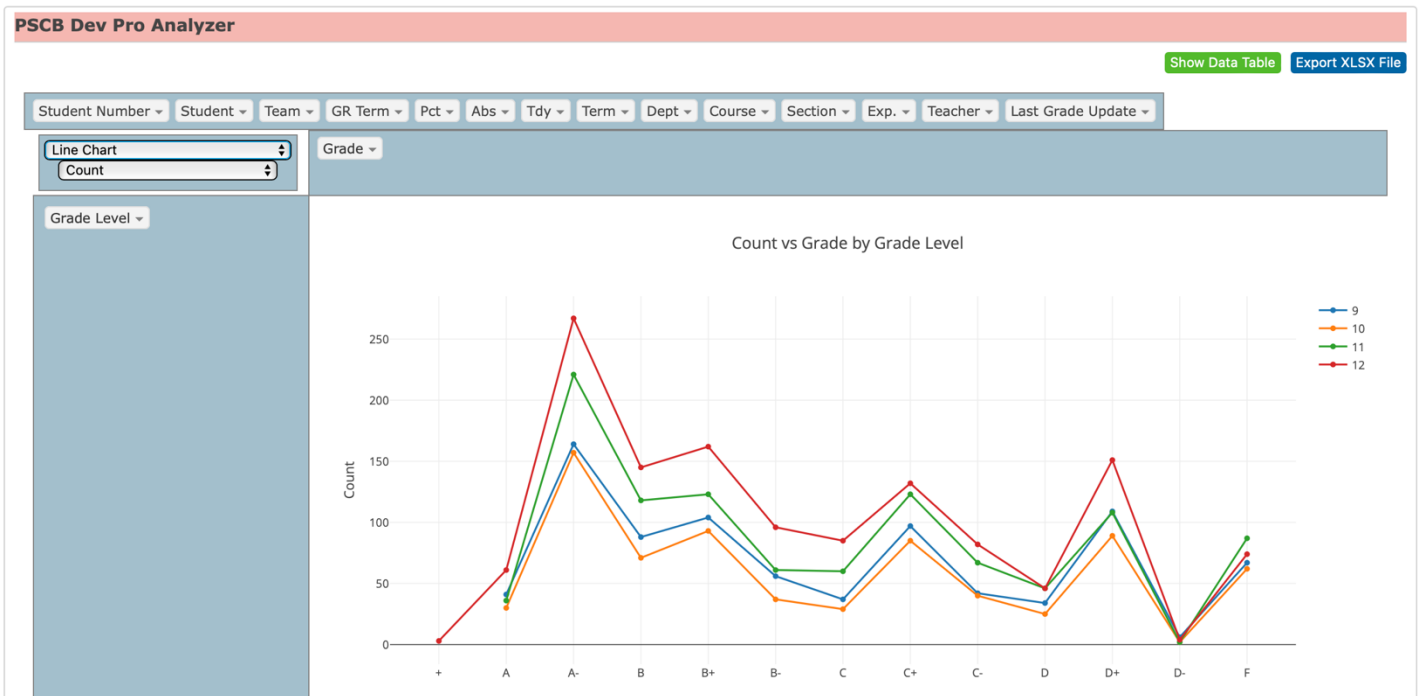
Pivot Table Sample 10 (Bar Chart)



Pivot Table Sample 11 (Stacked Bar Chart)



Pivot Table Sample 12 (Line Chart)



PSCB DEV Pro Data Analyzer – List Students Reports

PowerSchool Students List

Using the **Data Analyzer** with PowerSchool reports generated by the List Students function.

Student List - 647 students will be listed

Clear Fields
Report Title

Col	Field Name	Column Title
1.	Fields LastFirst	<input style="width: 100%;" type="text" value="Name"/>
2.	Fields Grade_level	<input style="width: 100%;" type="text" value="Grade Level"/>
3.	Fields Gender	<input style="width: 100%;" type="text" value="Gender"/>
4.	Fields Ethnicity	<input style="width: 100%;" type="text" value="Ethnicity"/>
5.	Fields S_NJ_STU_X.SpecialEd_Classification	<input style="width: 100%;" type="text" value="SE Classification"/>
6.	Fields S_NJ_STU_X.PID_504_TF	<input style="width: 100%;" type="text" value="504"/>
7.	Fields S_NJ_STU_X.LEP_TF	<input style="width: 100%;" type="text" value="LEP"/>

Student Demographics		Apple Grove High School		Total Records: 648		
<div style="display: flex; justify-content: space-between; align-items: center;"> Analyzer Copy CSV TSV PDF </div>						
Name	Grade Level	Gender	Ethnicity	SE Classification	504	LEP
Adair, Brandon	12	M	B	MD	0	1
Adams, Corby	10	M	B		0	1
Ahlberg, Emmy	10	F	B			
Aikinson, Andy G	12	M	H			
Alfonso, Scott	11	M	C			
Allen, Victor C	11	M	I			
Allred, Alfred P	10	M	H		1	
Allred, Christopher N	11	M	I			
Allred, Jacee L	12	F	H			
Almanza, Harold	11	M	H			
Anderson, Barry	12	M	P			
Anderson, Cameron	12	F	P			
Anderson, Cody N	9	M	I	SLD	1	0
Anderson, Emily S	11	F	A			
Anderson, Jamie	12	F	I			
Anderson, Jane S	12	F	P			

Students List - Pivot Table Sample 1

PSCB Dev Pro Analyzer

[Show Data Table](#)
[Export XLSX File](#)

LEP ▾ Name ▾ SE Classification ▾ 504 ▾

Count ▾ Grade Level ▾

Gender ▾
 Ethnicity ▾

		Grade Level				Totals
[-] Gender	[-] Ethnicity	9	10	11	12	
[-] F		8	8	5	4	25
	A	8	4	11	15	38
	B	7	10	9	10	36
	C	12	15	20	22	69
	H	8	9	10	11	38
	I	10	5	9	16	40
	P	8	8	7	12	35
	Total		61	59	71	90
[-] M		4	7	12	7	30
	A	9	10	14	13	46
	B	8	5	16	13	42
	C	24	18	34	41	117
	H	8	5	14	16	43
	I	9	7	13	16	45
	P	10	7	5	13	35
Total		72	59	108	119	358
[-] N	A				1	1
	B		1	1		2
	C	1	1	1		3
	I	1				1
	P				1	1
	Total		2	2	2	2
Totals		135	120	181	211	647

Students List - Pivot Table Sample 2

PSCB Dev Pro Analyzer

Show Data Table Export XLSX File

504 Name Ethnicity LEP

Count SE Classification

Grade Level Gender

		SE Classification										Totals
Grade Level	Gender	AUT	CMI	ED	ESLS	LLD	MD	OHI	SLD			
[-] 9	F	54	1	1	2			3			61	
	M	68	1	1					2		72	
	N	1				1					2	
	Total	123	2	1	1	2	1		3	2	135	
[-] 10	F	59									59	
	M	58				1					59	
	N	2									2	
	Total	119				1					120	
[-] 11	F	70						1			71	
	M	106				1		1			108	
	N	2									2	
	Total	178				1		2			181	
[-] 12	F	88				2					90	
	M	118					1				119	
	N	2									2	
	Total	208				2	1				211	
Totals		628	2	1	1	2	5	1	5	2	647	

PSCB DEV Pro Data Analyzer – Pivot Table Builder

PSCB DEV Pivot Table Builder – Using Imported Data File

- Select PSCB DEV Reports from the left menu.
- Click on Pivot Table Builder from the Data Analyzer menu.

Builder Options



PivotTable Builder Options

Select Data Delimiter

Comma Delimited ,
 Comma Delimited ","
 Tab Delimited

Select Data File

Imported Data File – Student Requests

Data Table Results										
Analyzer Copy CSV TSV Print PDF										
First Name	Last Name	Student Number	Next Grade	School	Dept	Course #	Course_Name	Credits	Year ID	Request Type
Stan	Ackerman	3833	9	AGHS1	MATH	MAT1100	Algebra	1	3300	Primary
Stan	Ackerman	3833	9	AGHS1	MATH	MAT1100	Algebra	1	3300	Primary
Stan	Ackerman	3833	9	AGHS1	FA	ART9	Art	0.5	3300	Primary
Stan	Ackerman	3833	9	AGHS1	FA	ART9	Art	0.5	3300	Primary
Stan	Ackerman	3833	9	AGHS1	SCI	SCI1010	Earth Science	1	3300	Primary
Stan	Ackerman	3833	9	AGHS1	ENG	ENG1000	English 1	1	3300	Primary
Stan	Ackerman	3833	9	AGHS1	ENG	ENG1000	English 1	1	3300	Primary
Stan	Ackerman	3833	9	AGHS1	WL	LFR1000	French 1	1	3300	Primary
Stan	Ackerman	3833	9	AGHS1	FA	ART1000	Intro to Art	1	3300	Primary
Stan	Ackerman	3833	9	AGHS1	CS	CS1000	Keyboarding	0.5	3300	Primary
Stan	Ackerman	3833	9	AGHS1	MU	MUS1100	Music	0.5	3300	Primary
Stan	Ackerman	3833	9	AGHS1	PE/HE	PE09	Phys Ed 9	0.5	3300	Primary
Brandon	Adair	3	12	AGHS1	ENG	ENG3000	AP American Lit and Comp	1	3300	Primary
Brandon	Adair	3	12	AGHS1	SOC	SOC3100	AP History	1	3300	Primary
Brandon	Adair	3	12	AGHS1	MATH	MAT2100	Calculus	1	3300	Primary
Brandon	Adair	3	12	AGHS1	SCI	SCI2100	Chemistry 2	1	3300	Primary
Brandon	Adair	3	12	AGHS1	FA	ART1000	Intro to Art	1	3300	Primary
Brandon	Adair	3	12	AGHS1	PE/HE	PE12	Phys Ed 12	0.5	3300	Primary
Brandon	Adair	3	12	AGHS1	CS	CS1001	Word Processing	0.5	3300	Alternate
Corby	Adams	4	11	AGHS1	SOC	SOC3100	AP History	1	3300	Primary

Pivot Table Sample 1 – Student Requests Type

PSCB Dev Pro Analyzer

[Show Data Table](#)
[Export XLSX File](#)

Course # ▾ Next Grade ▾ Student Number ▾ Credits ▾ School ▾ First Name ▾ Last Name ▾ Year ID ▾

Count ▾ Request Type ▾

Dept ▾
 Course_Name ▾

		Request Type	Alternate	Primary	Totals
[-] Dept	Course_Name				
[-] CS	Computer			1	1
	Computer Applications			17	17
	Computer OS			7	7
	Keyboarding			19	19
	Programming			11	11
	Word Processing	2	11	13	
	Total	2	66	68	
[-] CTE	Family Cons Sci			2	2
	Home Repair			3	3
	Total			5	5
[-] ENG	AP American Lit and Comp			4	4
	Creative Writing			15	15
	English 1			35	35
	English 2			10	10
	Journalism			20	20
	Speech			3	3

Pivot Table Sample 2 – Student Course Requests Tally

PSCB Dev Pro Analyzer

Show Data Table

Export XLSX File

First Name ▾ Last Name ▾ Student Number ▾ School ▾ Dept ▾ Credits ▾ Year ID ▾ **Request Type ▾** Course # ▾

Count ▾

Next Grade ▾

Course_Name ▾

	▾ Next Grade	9	10	11	12	Totals
▾ Course_Name						
AP American Lit and Comp					4	4
AP Calculus					3	3
AP History				1	5	6
Algebra		21	3	3	6	33
Anatomy/Physiology				11	3	14
Art		6	5	3	6	20
Band			1	10	2	13
Beginning Acting			1	1		2
Beginning Pottery			1	11		12
Biology			2	1		3
Botany				1	1	2
Calculus				12	4	16
Chamber Singers					2	2
Chemistry 1		4	5	13	7	29
Chemistry 2				1	3	4
Computer			1			1
Computer Applications			2	5	10	17

Imported Data File – Student Standards Grades

[Return to PivotTable Builder Options](#)

Data Table Results **Total Records: 10595**

Analyzer Copy CSV TSV Print

Student Number	Student	Grade Level	Identifier	Standard Name	Teacher	Grade	Term	Last Updated
14	Anderson, Cody N	9	11.RH.01	Cite textual evidence to support analysis of primary and secondary sources	Higgins, Theodore X	E	Q1	06/17/2016
14	Anderson, Cody N	9	11.RH.02	Determine the central ideas or information of a primary or secondary source	Higgins, Theodore X	E	Q1	06/17/2016
14	Anderson, Cody N	9	11.RH.03	Evaluate various explanations for actions or events	Higgins, Theodore X	E	Q1	06/17/2016
14	Anderson, Cody N	9	11.RH.09	Integrate information from diverse sources, both primary and secondary	Higgins, Theodore X	E	Q1	06/17/2016
14	Anderson, Cody N	9	11.RH.10	By end of grade 12, read and comprehend text independently and proficiently	Higgins, Theodore X	E	Q1	06/17/2016
14	Anderson, Cody N	9	11.WL.01	Write arguments focused on discipline-specific content	Higgins, Theodore X	E	Q1	06/17/2016
14	Anderson, Cody N	9	11.WL.01a	Introduce precise, knowledgeable claims	Higgins, Theodore X	E	Q1	06/17/2016
14	Anderson, Cody N	9	11.WL.01b	Develop claims and counterclaims fairly and thoroughly	Higgins, Theodore X	E	Q1	06/17/2016

Pivot Table Sample 3 – Standards Grade Count By Standard

PSCB Dev Pro Analyzer Show Data Table Export XLSX File

Student Number Grade Level Student Identifier Teacher Term Last Updated

Table
Count

Grade

Standard Name	Grade	A	B	E	M	Totals
(+) Compose functions		9	1	8	4	22
(+) Graph rational functions		6		6	4	16
(+) Produce an invertible function from a non-invertible function		5		6	7	18
(+) Read values of an inverse function from a graph or a table		5		5	7	17
(+) Use probabilities to make fair decisions		3	1	8	8	20
(+) Verify by composition that one function is the inverse of another		5		6	7	18
Ability to Communicate Scientific Principals		8		8	3	19
Ability to Synthesize Language Arts Skills				1		1
Algebraic Methods		7		21	15	43

Pivot Table Sample 4 – Standards Grade Count By Teacher

PSCB Dev Pro Analyzer

[Show Data Table](#) [Export XLSX File](#)

Student Number ▾ Standard Name ▾ Student ▾ Identifier ▾ Grade Level ▾ Term ▾ Last Updated ▾

Table ▾
Count ▾

Grade ▾

Teacher ▾

Teacher	Grade	A	B	E	M	Totals
Abram, Michael			15	15	65	95
Berndt, Gordie E		6		12	11	29
Brachemyer, Dan				20	13	33
Carruthers, Elizabeth				1		1
David, Peter		39	1	92	66	198
Derringer, Malcom B		5		16	18	39
Finton, Linda J		231	14	364	242	851
Geraghty, Mark P		97	4	173	101	375
Grogan, Lynn N				6		6
Harris, Nicole E					12	12
Hastings, Jacquelyn V		40	4	80	34	158

Pivot Table Sample 5 – Standards Grade Count By Teacher / Standard

PSCB Dev Pro Analyzer

[Show Data Table](#) [Export XLSX File](#)

Student Number ▾ Student ▾ Identifier ▾ Grade Level ▾ Term ▾ Last Updated ▾

Table ▾
Count ▾

Grade ▾

Teacher ▾
Standard Name ▾

Teacher	Standard Name	Grade				Totals
		A	B	E	M	
Abram, Michael	Analyze in detail a series of events described in a text		3	3	13	19
	Cite textual evidence to support analysis of primary and secondary sources		3	3	13	19
	Determine the central ideas or information of a primary or secondary source		3	3	13	19
	Determine the meaning of words and phrases as they are used in a text		3	3	13	19
	Literacy in History/Social Studies/Science/Technical Subjects		3	3	13	19
Berndt, Gordie E	Literacy in History/Social Studies/Science/Technical Subjects	6		12	11	29
Brachemyer, Dan	Literacy in History/Social Studies/Science/Technical Subjects			20	13	33
Carruthers, Elizabeth	Literacy in History/Social Studies/Science/Technical Subjects			1		1
David, Peter	Appreciates Physical Ability of Others	3		10	9	22
	Demonstrates Healthy Habits	3		9	10	22
	Fitness Literacy	4		11	7	22
	Motor Skills	5		13	4	22
	Movement Forms	5	1	11	5	22
	Senior Physical Education	4		10	8	22